

New on Seen & Herd: HPAI Alert – What It Means for California Dairies

In this week's episode of *Seen and Herd*, we explore the latest developments surrounding the outbreak of highly pathogenic avian influenza (HPAI) in California's dairy farms. Anja Raudabaugh discusses the virus's impact on the dairy industry and the rigorous biosecurity measures in place, including what we know:

- Cows at three California dairies located in the Central Valley began showing clinical signs consistent with highly pathogenic avian influenza (HPAI) beginning August 23–25, 2024. Samples from these three sites were submitted to the California Animal Health and Food Safety (CAHFS) laboratory and found "presumptively positive" then submitted to the National Veterinary Services Laboratory (NVSL) for official confirmation. On August 30, 2024, NVSL confirmed HPAI in all three dairies. CDFA's preliminary investigation has confirmed that cows have been moved among these dairies recently.
- **No human cases of HPAI have been confirmed in California related to this incident.** The California Department of Public Health (CDPH) is working in collaboration with CDFA and will work with local health departments to monitor any individuals who may be exposed to infected animals to ensure prompt clinical and public health interventions, and CDPH would provide official confirmation of any human cases associated with this incident.
- **California's supply of milk and dairy foods is safe and has not been impacted by these events.** As a precaution, and according to longstanding state and federal requirements, milk from sick cows is not permitted in the public milk supply. Also, pasteurization of milk is fully effective at inactivating the virus, so there is no cause for concern for consumers from milk or dairy products. Pasteurized milk and dairy items, as well as properly handled meat and eggs, continue to be safe to consume.
- **The affected dairies have been placed under quarantine** on the authority of CDFA's State Veterinarian, and enhanced biosecurity measures are in place. Sick cows are isolated and are being treated at the dairies; and healthy cows have been cleared to continue shipping milk for pasteurization.

To support producers, Western United Dairies has set up a landing page with the latest information and resources, including an order form for free personal protective equipment (PPE).

(continued on page 2)

Weekly Update Delivery Options

Send change of address or request for delivery to WUD by phone or email at: **(209)527-6453**
info@wudairies.com

Struggling with Depression?

Call 1-800-784-2433 any time, 24x7, for a live, trained person to talk with or to find local resources.

LUC: Lecheros Unidos de California

Western United Dairies is proud to host LUC, a clearinghouse of resources to assist in all aspects of searching for and hiring employees for your dairy.

LUC will be closed for maintenance from June 10, 2024 – September 9, 2024. We will follow up about any pending items upon reopening in September.

For more information, visit: westernuniteddairies.com/lecheros-unidos

(continued) New on Seen & Herd: HPAI Alert – What It Means for California Dairies

If you have questions about HPAI, please contact Anja at anja@wudairies.com.

[SEE RESOURCES](#)

Critical North Coast Dairy Updates

September 5, 2024 • 11am
Washoe House • Lunch Provided
Please RSVP to Kyle Lutz at (707)-845-0348 to ensure an adequate food count.

New Date Set for CDFA QIP Public Hearing on Zoom

September 9, 2024
Beginning at 10:00 a.m.

[SEE NOTICE](#)

California Milk Advisory Board – September Board of Directors Meeting

Wednesday, September 11 – 7:30 a.m.
Thursday, September 12 – 8:00 a.m.
DoubleTree by Hilton Hotel Modesto
1150 Ninth Street • Modesto, CA 95354

The CMAB Board meeting is open to any California dairy producer. If interested in attending, please RSVP to Tracy Garza at tgarza@cmab.net or 209-690-8252.

California Air Resources Board One-Stop Truck Event

The California Air Resources Board (CARB) is coming to a city near you. Next up is in Tulare, CA. Tulare is the next stop of a multi-stop roadshow throughout California. For a list of future One-Stop Truck Events dates and locations, visit [CARB One-Stop Truck Events](#). Join CARB, local agencies, and Air Districts as we provide insight, education, and resources on CARB’s clean truck and diesel regulations, compliance, funding, and more. Each stop will provide an opportunity to listen to regulatory overview presentations, participate in one-on-one compliance discussions and meet CARB regulatory experts and incentive program staff.

Informational event for medium- and heavy-duty vehicle owners, operators, fleets, and motorhomes; free admission & parking.

Date: September 17, 2024
Time: 9:00 a.m. – 1:00 p.m. (registration begins at 8:30 a.m.).
Location: International Agri-Center
4500 South Laspina Street,
Tulare, CA 93274

Registration is required for this event.

[REGISTER](#)

THANK YOU TO OUR CURRENT SPONSORS.

[ADVERTISE WITH US](#)



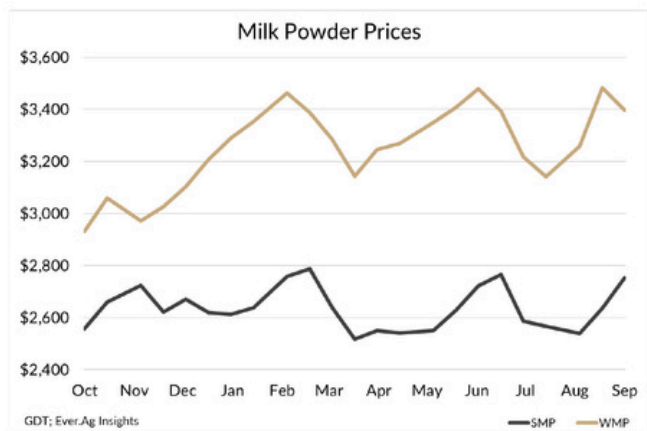
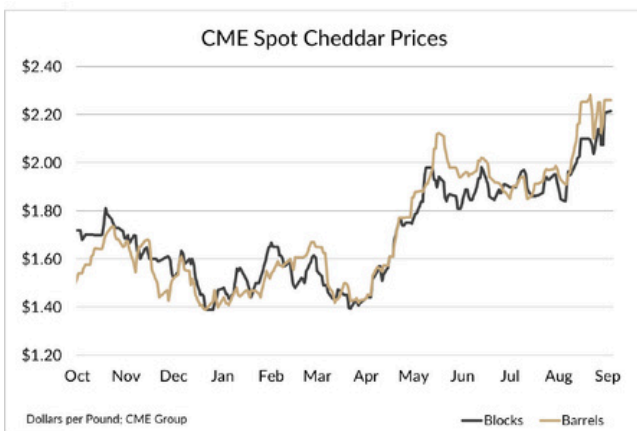
WEEKLY MARKET UPDATE

The Q1 Class III futures average hit \$20.00 - only two years in the last two decades (2014 and 2022) have seen an average settlement higher than this. Likewise, the current Class IV average of \$21.69 has been reached in only two years since 2000.

- Tight milk supplies are offering support to spot cheese prices. CME block and barrel cheddar are trading over \$2.20 per pound on lighter volume.
- Meanwhile, spot butter continues to wobble between \$3.10 and \$3.20 per pound. While data points to at least adequate supplies, concerns remain around getting the right product in the right hands at the right time—particularly heading into the holiday baking season.
- Milk powder prices were mixed at the latest GlobalDairyTrade event, with SMP settling 4.4% higher at \$1.25 per pound, while WMP finished 2.5% lower at \$1.54. The results were enough to drive the spot NDM market higher, with prices topping \$1.34 per pound to reach the highest level since


December 2022.

- Milk availability is also an area of concern in Europe. Though output in some countries is showing signs of improvement, increased cases of bluetongue could cut into production in parts of the region. EU cheese reached \$2.32 per pound last week, while butter climbed to \$3.85 (adjusted to 80% butterfat).
- Those prices could give US product a competitive edge in export markets later this year and into 2025.
- Reports continue to point to healthy corn and soybean crops, keeping grain prices from rising too high. Issues along the Mississippi River could also keep more grain on US shores, pulling grain markets and feed prices even lower this fall.



| Dairy Revenue Protection Program | | |
|----------------------------------|------------------------------------|----------------------|
| Futures | Milk Price (Floor) Guarantee @ 95% | Premium Per CWT (CA) |
| October - December 2024 | | |
| Class III | \$22.66 | \$21.52 |
| Class IV | \$22.70 | \$21.56 |
| January - March 2025 | | |
| Class III | \$20.00 | \$19.00 |
| Class IV | \$21.69 | \$20.61 |
| April - June 2025 | | |
| Class III | \$19.09 | \$18.14 |
| Class IV | \$21.45 | \$20.38 |
| July - September 2025 | | |
| Class III | \$19.36 | \$18.39 |
| Class IV | \$21.24 | \$20.17 |
| October - December 2025 | | |
| Class III | \$19.00 | \$18.05 |
| Class IV | \$20.51 | \$19.49 |

*As of 9/3/2024 for 95% coverage, 1.0 Protection Factor



Tiffany LaMendola
209.768.6313

| CME Commodity Prices | | | | | |
|----------------------|----------|----------|----------|----------|----------|
| | Blocks | Barrels | Butter | NDM | Dry Whey |
| Aug-28 | \$2.0750 | \$2.1250 | \$3.1975 | \$1.3050 | \$0.5525 |
| Aug-29 | \$2.0750 | \$2.1725 | \$3.1700 | \$1.3100 | \$0.5600 |
| Aug-30 | \$2.2100 | \$2.2600 | \$3.1700 | \$1.3300 | \$0.5600 |
| Sep-02 | | | | | |
| Sep-03 | \$2.2150 | \$2.2600 | \$3.1525 | \$1.3425 | \$0.5700 |
| Average | \$2.1438 | \$2.2044 | \$3.1725 | \$1.3219 | \$0.5606 |
| Weekly Change | 0.0750 | 0.0100 | -0.0450 | 0.0275 | 0.0050 |

| Order 51: Latest Prices | | | | | |
|-------------------------|---------|---------|---------|---------|---------|
| | May | Jun | Jul | Aug | Sep |
| Class I LA | \$20.76 | \$22.38 | \$23.41 | \$23.62 | \$23.90 |
| Class II | \$21.50 | \$21.60 | \$21.82 | | |
| Class III | \$18.55 | \$19.87 | \$19.79 | | |
| Class IV | \$20.50 | \$21.08 | \$21.31 | | |
| PPD | \$0.85 | \$0.79 | \$1.05 | | |
| Blend: LA* | \$19.40 | \$20.66 | \$20.84 | | |
| Blend: Tulare* | \$18.90 | \$20.16 | \$20.34 | | |

*Does not include Quota Deduction

| USDA Dairy Margin Coverage (per CWT) | | | | | |
|--------------------------------------|--------|----------|----------|-----------------|----------------------------------|
| | Month | All Milk | Feed | Margin Estimate | Indemnity Estimate @ 9.50 Margin |
| 2024 Program | Jan-24 | \$ 20.10 | \$ 11.62 | \$ 8.48 | \$ 1.02 |
| | Feb-24 | \$ 20.60 | \$ 11.16 | \$ 9.44 | \$ 0.06 |
| | Mar-24 | \$ 20.70 | \$ 11.05 | \$ 9.65 | \$ - |
| | Apr-24 | \$ 20.50 | \$ 10.90 | \$ 9.60 | \$ - |
| | May-24 | \$ 22.00 | \$ 11.48 | \$ 10.52 | \$ - |
| | Jun-24 | \$ 22.80 | \$ 11.14 | \$ 11.66 | \$ - |
| | Jul-24 | \$ 22.80 | \$ 10.47 | \$ 12.33 | \$ - |
| | Aug-24 | \$ 23.36 | \$ 10.00 | \$ 13.36 | \$ - |
| | Sep-24 | \$ 24.95 | \$ 9.92 | \$ 15.03 | \$ - |
| | Oct-24 | \$ 26.05 | \$ 9.98 | \$ 16.07 | \$ - |
| | Nov-24 | \$ 26.18 | \$ 10.08 | \$ 16.10 | \$ - |
| | Dec-24 | \$ 25.43 | \$ 10.17 | \$ 15.26 | \$ - |

Estimates only. As of 9/3/2024 and based on futures markets which can change daily.

