

Reminder: Livestock Manure Methane Applications Due October 18th

By Paul Sousa, Director of Regulatory and Environmental Affairs

Funding to reduce methane emissions from livestock manure is currently available from CDFA and USDA in three different programs. The Dairy Digester Research and Development Program (DDRDP) is aimed at helping livestock operations capture methane from manure in a digester to create clean renewable energy.

The Alternative Manure Management Program (AMMP) aims to reduce emissions by keeping manure out of the lagoon where it decomposes anaerobically to form methane. Examples of AMMP projects include increasing the time that cows spend on pasture to reduce the amount of manure going into storage, switching from housing cows in a flushed freestall barn to a compost bedded pack barn, solid separation of manure solids to keep them out of the lagoon, and conversion from flush to scrape with dry handling of the scraped manure. For the first time in this round CDFA has set aside \$1 million for projects proposing pasture-based projects as the primary project type. Also new this round, businesses that have not received an AMMP award in the past receive additional points.

(continued on page 2)

Updated HPAI Information & Resources

With confirmation of HPAI H5N1 on California dairies, producers are asking what they should do to protect their herds from "Bird Flu." With the assistance of CDFA and national experts, CDQAP has developed a list of tips and resources for producers (see update link below).

On the WUD website, you can find a landing page with CDQAP's update, along with more resources and a PPE order form. The landing page is updated regularly.

If you have HPAI-specific questions, please reach out to Anja at anja@wudairies.com.

[CDQAP UPDATE](#)

[WUD WEBSITE](#)

Weekly Update Delivery Options

Send change of address or request for delivery to WUD by phone or email at: **(209)527-6453**
info@wudairies.com

Struggling with Depression?

Call 1-800-784-2433 any time, 24x7, for a live, trained person to talk with or to find local resources.

LUC: Lecheros Unidos de California

Lecheros Unidos de California Western United Dairies is proud to host LUC, a clearinghouse of resources to assist in all aspects of searching for and hiring employees for your dairy. LUC services are offered in Spanish & English & include Free advertisement of job postings to a wide audience of potential employees Phone call interviews with translation services Access to a pool of pre-screened employees with dairy experience.

For more information, visit: westernuniteddairies.com/lecheros-unidos

(continued) Reminder: Livestock Manure Methane Applications Due October 18th

This is the second round of funding for the Dairy Plus program, which has the goal of reducing manure methane emissions while also improving water quality outcomes. Dairy Plus is the result of the California Dairy Research Foundation (CDRF) applying for a grant from the USDA’s Partnerships for Climate Smart Commodities and is administered by CDFA. Dairy Plus will make approximately \$58 million available to support the implementation of advanced manure management practices. Examples of Dairy Plus projects include vermifiltration, weeping wall separation, advanced separation assisted by flocculants, and centrifuge separation. These practices must be combined with a current or past DDRDP or AMMP project.

This is an incredible opportunity to position your dairy for the future by addressing manure methane and potentially water quality also. Opportunities like this do not come along every day. Addition information, as well as the applications are available on CDFA’s website, cdfa.ca.gov/oefil. Kyle and I are booked helping dairies with AMMP applications; however, I would be happy to talk to you about your project or answer any questions. Please reach out to me at paul@wudairies.com or 209-556-2490.

CARB One-Stop Truck Event i Tulare

[CARB's One-Stop Truck Events](#) are coming to Tulare, CA. Join CARB, local agencies, and Air Districts for insights on clean truck and diesel regulations, compliance, and funding. Meet CARB experts, attend presentations, and engage in one-on-one discussions. Free admission and parking.

September 17, 2024

9:00 a.m.–1:00 p.m. (registration begins at 8:30 a.m.).

International Agri-Center
4500 South Laspina Street
Tulare, CA 93274

Registration is required for this event.

[REGISTER](#)

California Milk Advisory Board – September Board of Directors Meeting

Wednesday, September 11 – 7:30 a.m.

Thursday, September 12 – 8:00 a.m.

DoubleTree by Hilton Hotel Modesto
1150 Ninth Street • Modesto, CA 95354

The CMAB Board meeting is open to any California dairy producer. If interested in attending, please RSVP to Tracy Garza at tgarza@cmab.net or 209-690-8252.

THANK YOU TO OUR CURRENT SPONSORS.

[ADVERTISE WITH US](#)



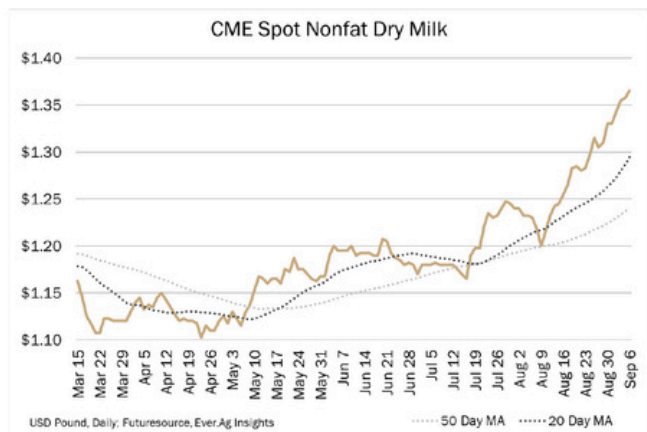
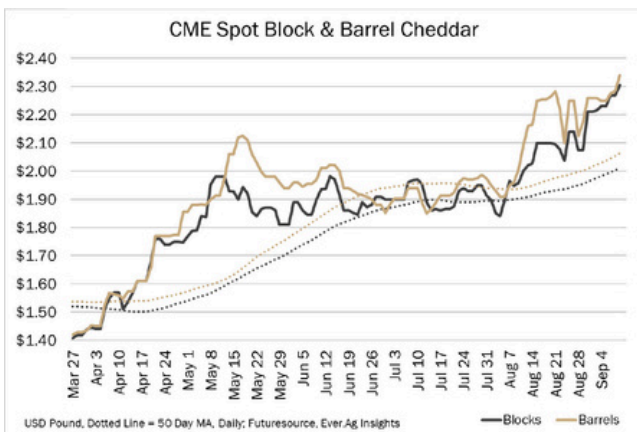
WEEKLY MARKET UPDATE

US cheese exports were ahead of expectations in July and up both on the month and year-over-year, thanks in large part to strong sales to Mexico. Milk powder sales were also strong, with high volumes traveling south of the border. China’s interest in US dry whey ticked higher.

- CME cheese prices continue to rise on the heels of tighter summer milk supplies. Higher international prices are also giving markets a lift. Spot blocks and barrels both reached the highest levels since May 2022.
- CME butter continues to wobble between \$3.10 and \$3.20 per pound. While supplies are seemingly adequate, some concern remains around having enough product ahead of the holiday demand season.
- SMP prices settled at \$1.27 per pound at the latest GDT Pulse. That was up 4.9% versus the previous Pulse event. That performance, along with higher prices at last week’s full GDT auction, helped push CME NDM to levels last seen in November 2022.
- Slower milk flows had a noticeable impact on


dairy product output in July. According to USDA’s *Dairy Products* report, butter, milk powder and dry whey production slowed at a pace ahead of the five-year average. But cheese output rose above the historical average.

- US domestic cheese consumption rose 0.9% versus 2023 in July, with the year-to-date total 0.3% above prior-year levels. Butter usage was also rose 5.5% on the year and the January-July total was 2.8% above 2023 consumption.
- As harvesters begin to roll in parts of the Grain Belt, estimates point to abundant corn and soybean crops. Amid expectations for full grain bins, futures are near the lowest levels in 14 years. December corn settled today at \$4.0425 per bushel, while November soybeans finished at \$9.9725.



Dairy Revenue Protection Program		
Futures	Milk Price (Floor) Guarantee @ 95%	Premium Per CWT (CA)
October - December 2024		
Class III	\$23.23	\$22.07
Class IV	\$22.72	\$21.58
January - March 2025		
Class III	\$20.18	\$19.17
Class IV	\$21.72	\$20.63
April - June 2025		
Class III	\$19.18	\$18.22
Class IV	\$21.46	\$20.39
July - September 2025		
Class III	\$19.46	\$18.49
Class IV	\$21.43	\$20.36
October - December 2025		
Class III	\$19.14	\$18.18
Class IV	\$20.94	\$19.90

*As of 9/10/2024 for 95% coverage, 1.0 Protection Factor



Tiffany LaMendola
209.768.6313

CME Commodity Prices					
	Blocks	Barrels	Butter	NDM	Dry Whey
Sep-04	\$2.2300	\$2.2500	\$3.1475	\$1.3550	\$0.5650
Sep-05	\$2.2300	\$2.2500	\$3.1625	\$1.3575	\$0.5675
Sep-06	\$2.2700	\$2.2750	\$3.1725	\$1.3650	\$0.5875
Sep-09	\$2.2700	\$2.2850	\$3.1900	\$1.3800	\$0.5900
Sep-10	\$2.3050	\$2.3400	\$3.1750	\$1.3950	\$0.5900
Average	\$2.2610	\$2.2800	\$3.1695	\$1.3705	\$0.5800
Weekly Change	0.0900	0.0800	0.0225	0.0525	0.0200

Order 51: Latest Prices					
	May	Jun	Jul	Aug	Sep
Class I LA	\$20.76	\$22.38	\$23.41	\$23.62	\$23.90
Class II	\$21.50	\$21.60	\$21.82	\$22.05	
Class III	\$18.55	\$19.87	\$19.79	\$20.66	
Class IV	\$20.50	\$21.08	\$21.31	\$21.58	
PPD	\$0.85	\$0.79	\$1.05	\$2.10	
Blend: LA*	\$19.40	\$20.66	\$20.84	\$23.60	
Blend: Tulare*	\$18.90	\$20.16	\$20.34	\$23.20	

*Does not include Quota Deduction

USDA Dairy Margin Coverage (per CWT)					
	Month	All Milk	Feed	Margin Estimate	Indemnity Estimate @ 9.50 Margin
2024 Program	Jan-24	\$ 20.10	\$ 11.62	\$ 8.48	\$ 1.02
	Feb-24	\$ 20.60	\$ 11.16	\$ 9.44	\$ 0.06
	Mar-24	\$ 20.70	\$ 11.05	\$ 9.65	\$ -
	Apr-24	\$ 20.50	\$ 10.90	\$ 9.60	\$ -
	May-24	\$ 22.00	\$ 11.48	\$ 10.52	\$ -
	Jun-24	\$ 22.80	\$ 11.14	\$ 11.66	\$ -
	Jul-24	\$ 22.80	\$ 10.47	\$ 12.33	\$ -
	Aug-24	\$ 23.36	\$ 9.96	\$ 13.40	\$ -
	Sep-24	\$ 25.19	\$ 9.78	\$ 15.41	\$ -
	Oct-24	\$ 26.37	\$ 9.89	\$ 16.48	\$ -
	Nov-24	\$ 26.55	\$ 9.99	\$ 16.56	\$ -
	Dec-24	\$ 25.74	\$ 10.10	\$ 15.64	\$ -

Estimates only. As of 9/10/2024 and based on futures markets which can change daily.

