

WESTERNUNITEDDAIRIES

WEEKLY UPDATE | AUGUST 21, 2024

Dairy Sector Workshop – August 22, 2024 at 10am

The California Air Resources Board (CARB or Board) invites interested parties to join a public workshop to learn about CARB's progress in compiling California-specific dairy activity data and evaluating the dairy sector emissions trends. Attendees will also hear from a diverse set of stakeholders, including people who live and work near dairy operations and members of the dairy industry.

[LEARN MORE & REGISTER](#)

New Date Set for CDFA QIP Public Hearing on Zoom

September 9, 2024 • Beginning at 10:00 a.m.

How to Connect:

Join by Zoom: <https://us02web.zoom.us/j/84248601086>

Meeting ID: 842 4860 1086

Passcode: 4^5WBjb*

Join by Telephone: 1-669-444-9171

Meeting ID: 842 4860 1086

Passcode: 04670783

[SEE NOTICE](#)

California Milk Advisory Board – September Board of Directors Meeting

Wednesday, September 11, 2024 – 7:30 a.m.

Thursday, September 12, 2024 – 8:00 a.m.

DoubleTree by Hilton Hotel Modesto
1150 Ninth Street • Modesto, CA 95354

The CMAB Board meeting is open to any California dairy producer. If interested in attending, please RSVP to Tracy Garza at tgarza@cmab.net or 209-690-8252.

Weekly Update Delivery Options

Send change of address or request for delivery to WUD by phone or email at: **(209)527-6453**
info@wudairies.com

Struggling with Depression?

Call 1-800-784-2433 any time, 24x7, for a live, trained person to talk with or to find local resources.

LUC: Lecheros Unidos de California

Western United Dairies is proud to host LUC, a clearinghouse of resources to assist in all aspects of searching for and hiring employees for your dairy.

LUC will be closed for maintenance from June 10, 2024 – September 9, 2024. We will follow up about any pending items upon reopening in September.

For more information, visit: westernuniteddairies.com/lecheros-unidos



Join CMAB this August for Dairy Advocacy Bootcamp

Choose from one of three in-person dairy advocacy workshops:

9am-12pm

Tulare: Monday, Aug 26

Modesto: Wednesday, Aug 28

Petaluma: Thursday, Aug 29

Flex your messaging muscles!

- 2 hours of advocacy education
- 1 hour of practice/practical application
- Take-home advocacy toolkit + tools
- On-Farm Crisis Planning Tools + additional resources

To register, click the link or scan the QR code <https://forms.office.com/r/5QhMBmEQMU>



- You must be registered to participate
- Space is limited in each workshop. Preference will be given to dairy farmers. Industry partners will be added on a first-come, first serve basis.

THANK YOU TO OUR CURRENT SPONSORS.

ADVERTISE WITH US



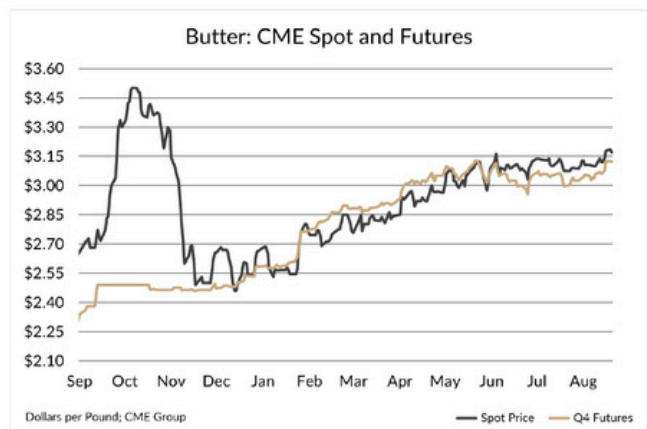
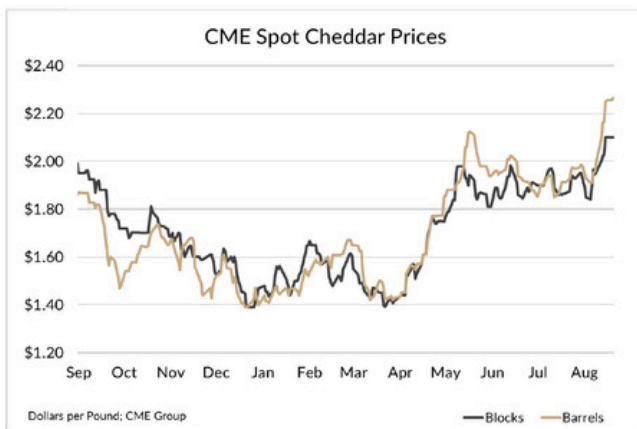
WEEKLY MARKET UPDATE

Ongoing tightness in milk supplies drove CME cheese markets to new highs. Blocks leapt to \$2.10 per pound, a price last seen in March 2023, while barrels rocketed over \$2.25 per pound, the highest since October 2022.

- Butter trading volume picked up steam in Chicago. For the week ending August 16, 103 lots changed hands, making it the third-busiest trading week on record. Fifty-one lots traded on Thursday alone, the heaviest day since daily trading began in 2006. Demand helped push spot prices to a new year-to-date high of \$3.1850 per pound.
- Milk powder prices climbed higher at the latest GlobalDairyTrade auction. WMP jumped 6.8% to \$1.58 per pound, while SMP rose 3.8% to \$1.20 per pound.
- Higher global prices and less milk available for dryers propelled spot NDM as high as \$1.2825 per pound, a price last seen in January 2023.
- US corn and soybean crops remain in well-above-average condition, and weather reports are favorable. Nearby futures have


seen some up-and-down movement, but have largely remained on a downward trajectory, with corn staying below \$4 per bushel and soybeans at sub-\$10.

- This week is a busy one for dairy reports. On Wednesday, all eyes will be on the July Milk Production report. Ever.Ag estimates US milk production in July will be down 0.3% year-over-year after falling 1.0% in June. California was hot in July. But the same was true in 2023 causing a larger than average drop from June to July. Year-over-year comparisons could bring a slightly negative number for California rather than the large negative that we saw a year ago. On Friday, USDA’s *July Cold Storage* report will give a fresh look at stocks – market participants will look closely at inventory build levels ahead of the fall demand season.



Dairy Revenue Protection Program			
	Futures	Milk Price (Floor) Guarantee @ 95%	Premium Per CWT (CA)
October - December 2024			
Class III	\$21.15	\$20.10	\$0.26
Class IV	\$21.89	\$20.80	\$0.18
January - March 2025			
Class III	\$18.72	\$17.78	\$0.36
Class IV	\$20.86	\$19.82	\$0.43
April - June 2025			
Class III	\$18.34	\$17.42	\$0.47
Class IV	\$20.40	\$19.38	\$0.51
July - September 2025			
Class III	\$18.45	\$17.52	\$0.49
Class IV	\$20.08	\$19.08	\$0.60
October - December 2025			
Class III	\$18.50	\$17.58	\$0.70
Class IV	\$19.71	\$18.72	\$0.67

*As of 8/20/2024 for 95% coverage, 1.0 Protection Factor



Tiffany LaMendola
209.768.6313

CME Commodity Prices					
	Blocks	Barrels	Butter	NDM	Dry Whey
Aug-14	\$2.0275	\$2.1650	\$3.1200	\$1.2425	\$0.5600
Aug-15	\$2.1000	\$2.2500	\$3.1450	\$1.2450	\$0.5600
Aug-16	\$2.1000	\$2.2550	\$3.1800	\$1.2550	\$0.5500
Aug-19	\$2.1000	\$2.2550	\$3.1850	\$1.2650	\$0.5500
Aug-20	\$2.1000	\$2.2650	\$3.1700	\$1.2825	\$0.5575
Average	\$2.0855	\$2.2380	\$3.1600	\$1.2580	\$0.5555
Weekly Change	0.0800	0.1050	0.0500	0.0500	-0.0050

Order 51: Latest Prices					
	Apr	May	Jun	Jul	Aug
Class I LA	\$21.48	\$20.76	\$22.38	\$23.41	\$23.62
Class II	\$21.23	\$21.50	\$21.60	\$21.82	
Class III	\$15.50	\$18.55	\$19.87	\$19.79	
Class IV	\$20.11	\$20.50	\$21.08	\$21.31	
PPD	\$1.84	\$0.85	\$0.79	\$1.05	
Blend: LA*	\$17.34	\$19.40	\$20.66	\$20.84	
Blend: Tulare*	\$16.84	\$18.90	\$20.16	\$20.34	

*Does not include Quota Deduction

USDA Dairy Margin Coverage (per CWT)						
	Month	All Milk	Feed	Margin Estimate	Indemnity Estimate @ 9.50 Margin	
2024 Program	Jan-24	\$ 20.10	\$ 11.62	\$ 8.48	\$ 1.02	
	Feb-24	\$ 20.60	\$ 11.16	\$ 9.44	\$ 0.06	
	Mar-24	\$ 20.70	\$ 11.05	\$ 9.65	\$ -	
	Apr-24	\$ 20.50	\$ 10.90	\$ 9.60	\$ -	
	May-24	\$ 22.00	\$ 11.48	\$ 10.52	\$ -	
	Jun-24	\$ 22.80	\$ 11.14	\$ 11.66	\$ -	
	Jul-24	\$ 22.55	\$ 10.56	\$ 11.99	\$ -	
	Aug-24	\$ 23.35	\$ 9.91	\$ 13.44	\$ -	
	Sep-24	\$ 24.58	\$ 9.63	\$ 14.95	\$ -	
	Oct-24	\$ 25.17	\$ 9.68	\$ 15.48	\$ -	
	Nov-24	\$ 24.94	\$ 9.77	\$ 15.18	\$ -	
	Dec-24	\$ 24.05	\$ 9.86	\$ 14.19	\$ -	

Estimates only. As of 8/20/2024 and based on futures markets which can change daily.

