

(continued) CDPH HPAI PPE Distribution

As recommended by the CDC on May 6, 2024 [link the guidance doc here], CDPH is supporting a one-time distribution of personal protective equipment (PPE) for dairy farmworkers and others handling raw milk, as well as slaughterhouse and poultry workers. CDPH is working closely with the California Department of Food and Agriculture (CDFA) around PPE distribution to farms and agricultural workers. The idea is to get supplies closer to where needed ahead of increased risk in an enhanced preparedness stance, demonstrating our shared prioritization of worker wellbeing.

For facilities interested in ordering a one-time supply of PPE, please refer to the attached Facility PPE Ordering Instructions. **The deadline for orders is June 9th.**

Please find an education document in both English and Spanish attached intended for farm owners and workers.

[ONE-TIME PROVISION OF PPE FOR DAIRY FARM, POULTRY FARM, AND SLAUGHTERHOUSE WORKERS](#)

[HOW TO REQUEST PERSONAL PROTECTIVE EQUIPMENT \(PPE\) FOR FARMWORKERS TO PROTECT AGAINST AVIAN INFLUENZA \("BIRD FLU"\)](#)

[WORKER PROTECTION FROM THE BIRD FLU](#)

[PROTECCIÓN DEL TRABAJADOR CONTRA LA INFLUENZA AVIAR](#)

LUC Corner Update

Lecheros Unidos de California (LUC) will be closed for maintenance from June 10, 2024 – September 9, 2024. We will follow up about any pending items upon reopening in September.

THANK YOU TO OUR CURRENT SPONSORS.

[ADVERTISE WITH US](#)



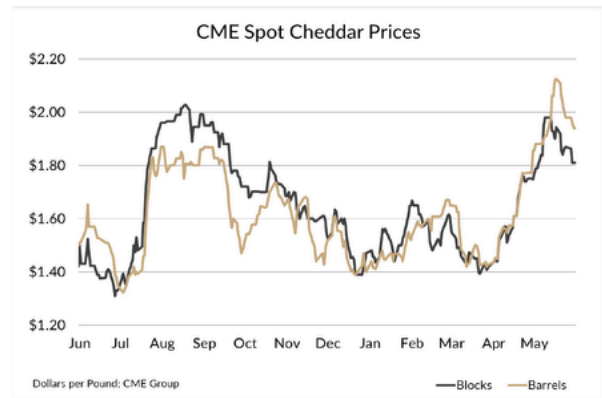
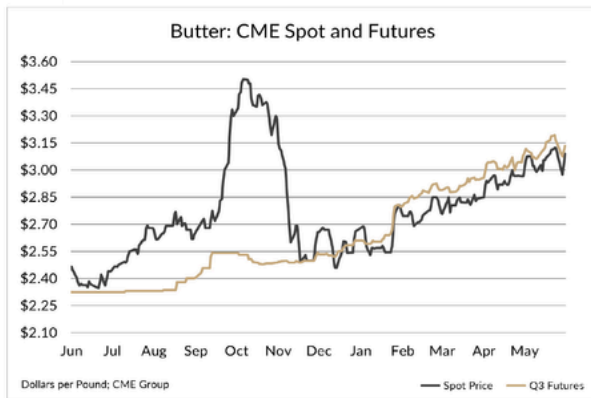
WEEKLY MARKET UPDATE

After USDA’s April Cold Storage report showed there’s plenty of butter in warehouses, the CME market slid into the \$2.90s. But any bearish sentiment was short-lived, as prices climbed back into the \$3 range in the second half of the week.

- With cheese supplies shaking loose, CME blocks and barrels continued to slip lower through most of the week. Spot blocks finished Friday in the low-\$1.80s, while barrels dipped to the mid-\$1.90s.
- Even with the drop in spot cheese, Q3 Class III contracts decreased, then rebounded to \$20.39 per hundredweight, gaining 44 cents on the week. But Class IV tumbled, landing at \$21.50 per hundredweight, down 42 cents.
- Milk powder prices mostly ticked higher at the latest GlobalDairyTrade Pulse event. But it wasn’t enough to make much change in the CME nonfat dry milk market. Global demand remains ho-hum, keeping spot prices rangebound below \$1.20 per pound.
- US grain planting is moving along at a healthy clip. As of May 26, 83% of the corn crop was


in the ground, up slightly from the five-year average of 82%. Soybean planting was 68% complete compared to 63% on the five-year average

- With speedy planting and promising weather forecasts, nearby grain futures dropped. The July corn contract settled at \$4.4625 per bushel, down 18.5 cents, while soybeans fell to \$12.0500 per bushel, 43 cents lower.
- New data shows Americans are having a tough time making ends meet. In April, real disposable personal income—the amount of money consumers have to spend—shrank for the fifth month in a row, up just 1.0% on the year.
- There will be no Dairy Margin Coverage (DMC) payment for the month of April with FSA announcing a margin of \$9.60.



Dairy Revenue Protection Program		
Futures	Milk Price (Floor) Guarantee @ 95%	Premium Per CWT (CA)
July - September 2024		
Class III	\$20.39	\$19.37
Class IV	\$21.50	\$20.42
October - December 2024		
Class III	\$19.59	\$18.61
Class IV	\$21.52	\$20.45
January - March 2025		
Class III	\$18.80	\$17.86
Class IV	\$20.85	\$19.81
April - June 2025		
Class III	\$18.59	\$17.66
Class IV	\$20.36	\$19.34
July - September 2025		
Class III	\$18.50	\$17.58
Class IV	\$19.50	\$18.53

*As of 5/24/2024 for 95% coverage, 1.0 Protection Factor



Tiffany LaMendola
209.768.6313

CME Commodity Prices					
	Blocks	Barrels	Butter	NDM	Dry Whey
May-27					
May-28	\$1.8625	\$1.9800	\$3.0025	\$1.1700	\$0.3975
May-29	\$1.8100	\$1.9600	\$2.9750	\$1.1650	\$0.3950
May-30	\$1.8100	\$1.9400	\$3.0300	\$1.1625	\$0.4050
May-31	\$1.8100	\$1.9400	\$3.0900	\$1.1675	\$0.4150
Average	\$1.4585	\$1.5640	\$2.4195	\$0.9330	\$0.3225
Weekly Change	-0.0600	-0.0400	-0.0325	-0.0075	0.0150

Order 51: Latest Prices					
	Feb	Mar	Apr	May	Jun
Class I LA	\$20.29	\$21.10	\$21.48	\$20.76	\$22.38
Class II	\$20.53	\$21.12	\$21.23		
Class III	\$16.08	\$16.34	\$15.50		
Class IV	\$19.85	\$20.09	\$20.11		
PPD	\$1.33	\$1.43	\$1.84		
Blend: LA*	\$17.41	\$17.77	\$17.34		
Blend: Tulare*	\$16.91	\$17.27	\$16.84		

*Does not include Quota Deduction

USDA Dairy Margin Coverage (per CWT)					
	Month	All Milk	Feed	Margin Estimate	Indemnity Estimate @ 9.50 Margin
2024 Program	Jan-24	\$ 20.10	\$ 11.62	\$ 8.48	\$ 1.02
	Feb-24	\$ 20.60	\$ 11.16	\$ 9.44	\$ 0.06
	Mar-24	\$ 20.70	\$ 11.05	\$ 9.65	\$ -
	Apr-24	\$ 20.50	\$ 10.90	\$ 9.60	\$ -
	May-24	\$ 21.02	\$ 10.97	\$ 10.05	\$ -
	Jun-24	\$ 21.63	\$ 10.93	\$ 10.71	\$ -
	Jul-24	\$ 22.22	\$ 10.89	\$ 11.33	\$ -
	Aug-24	\$ 22.81	\$ 10.89	\$ 11.93	\$ -
	Sep-24	\$ 23.12	\$ 10.91	\$ 12.21	\$ -
	Oct-24	\$ 23.33	\$ 10.96	\$ 12.38	\$ -
	Nov-24	\$ 23.33	\$ 11.02	\$ 12.31	\$ -
	Dec-24	\$ 22.80	\$ 11.08	\$ 11.72	\$ -

Estimates only. As of 5/31/2024 and based on futures markets which can change daily.

