

Avian Influenza Update

A note from Anja Raudabaugh, CEO of Western United Dairies

Last week, Western United Dairies requested that State of California use its authority to ban all cattle coming into California from HPIA infected states until further notice. Following the industry's request for additional action, CDFA has increased their health certificate requirements to include the following:

*"All animals identified on this Certificate of Veterinary Inspection (CVI) have been inspected and do not originate from a premises with a confirmed detection of Bovine Associated Influenza A (H5N1) Syndrome** or that is currently under investigation as a suspect premises."*

From Dr. Jones, State Vet/CDFA:

"CVI note – the added statement and shortened time from veterinarian inspection to movement into CA for dairy breeds from affected states is included, and we are in the process of implementing. It will likely take a couple of days for CA Ag Border Inspectors to be made fully aware. Haulers will not be turned around, but if they do not have appropriate paperwork, the cattle destination is immediately sent to the District Animal Health Branch Office for follow-up. Continuing or egregious violations can result in fines up to \$1,000 per head per day. High risk cattle moved in violation may be quarantined by CDFA for 21 days."

(continued on page 2)

New on Seen & Herd: Managing the Avian Influenza Outbreak in the Dairy Industry

During a recent episode of Seen & Herd, Western United Dairy CEO Anja Raudabaugh discussed the avian influenza outbreak in dairy cattle originating in Texas, representing a significant development in the epidemiological landscape. Beef and milk are safe to consume.

Symptoms affecting memory and lactation glands have a distressing impact on dairy cattle, including reduced milk production.

(continued on page 2)

Weekly Update Delivery Options

Send change of address or request for delivery to WUD by phone or email at: **(209)527-6453**
info@wudairies.com

Struggling with Depression?

Call 1-800-784-2433 any time, 24x7, for a live, trained person to talk with or to find local resources.

LUC: Lecheros Unidos de California

Western United Dairies is proud to host LUC, a clearinghouse of resources to assist in all aspects of searching for and hiring employees for your dairy.

LUC services are offered in Spanish & English & include:

- Free advertisement of job postings to a wide audience of potential employees
- Phone call interviews with translation services
- Access to a pool of pre-screened employees with dairy experience

For more information, visit: westernuniteddairies.com/lecheros-unidos

(continued) Avian Influenza Outbreak Update

For international trade purposes, it is important to be clear that we are not stopping imports but rather are enforcing the existing import prohibition against bringing diseased cattle into California by adding more specifics.

Also, it is looking more and more like the cow to cow transmission is primarily via mechanical spread associated with milk, and heat treatment kills the virus. Studies are continuing so too early to draw definitive conclusions.

CVI note – Per our CHTF discussion yesterday, the added statement and shortened time from veterinarian inspection to movement into CA for dairy breeds from affected states is included, and we are in the process of implementing. It will likely take a couple of days for CA Ag Border Inspectors to be made fully aware. Haulers will not be turned around, but if they do not have appropriate paperwork, the cattle destination is immediately sent to the District Animal Health Branch Office for follow-up. Continuing or egregious violations can result in fines up to \$1,000 per head per day. High risk cattle moved in violation may be quarantined by CDFA for 21 days.

*Also, it is looking more and more like the **cow to cow transmission is primarily via mechanical spread associated with milk**, and heat treatment kills the virus. Studies are continuing so too early to draw definitive conclusions."*

Western United Dairies is continuing to monitor the situation and will share information as it develops. •

(continued) New on Seen & Herd: Managing the Avian Influenza Outbreak in the Dairy Industry

Due to the outbreak's geographic spread across several states and the challenges associated with asymptomatic transmission, dairy farmers must take biosecurity measures and collaborate with veterinarians.

In the wake of the crisis, disruptions in production pose economic strains on dairy farmers, resulting in a collaborative effort to disseminate updated information and implement protective measures. As avian influenza poses unprecedented challenges to the dairy industry, Anja urges members to stay informed through reliable sources and to take proactive measures.

For the latest information on the outbreak, visit wudairies.com. For questions, please contact Anja at anja@wudairies.com •

THANK YOU TO OUR CURRENT SPONSORS.

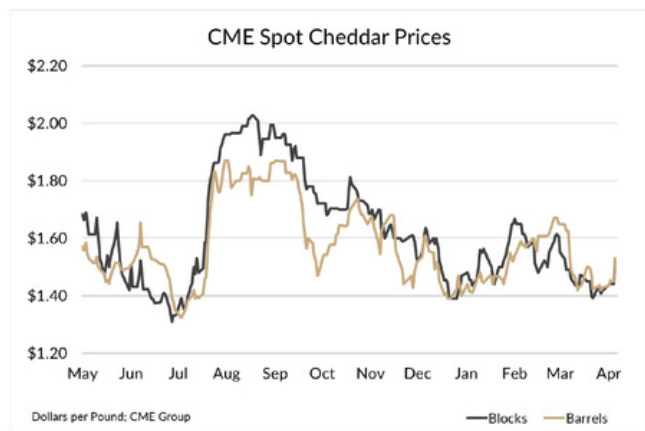
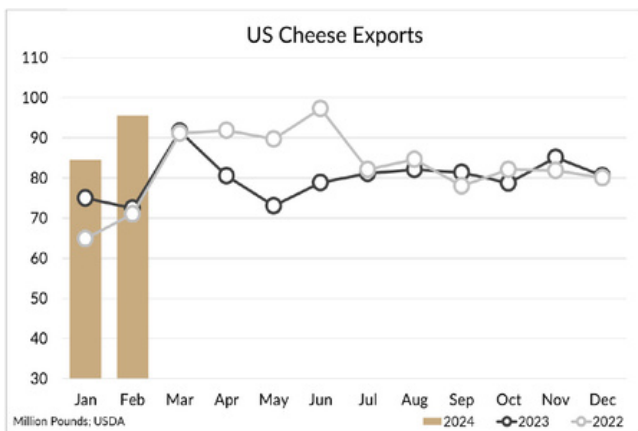
ADVERTISE WITH US



WEEKLY MARKET UPDATE


Lower prices in late 2023 and early 2024 encouraged export sales in February. The US exported 95.6 million pounds of cheese, the highest monthly outbound volume since June 2022. Milk powder and whey exports also saw some improvement.

- Reports of strong export numbers in February helped support CME cheese markets. After spending most of the week rangebound in the low \$1.40s, both blocks and barrels jumped into the \$1.50s on Friday. Forty-two loads of blocks traded for the week, the heaviest weekly volume since June.
- US domestic cheese usage recovered somewhat in February, with consumption nearly flat year-over-year. Year-to-date, usage continues to lag, down 1.0% versus 2023.
- Supply anxiety continues to swirl around the CME butter market, which leapt to a new year-to-date high of \$2.94 per pound.
- Butter usage dipped year-over-year in February, down 1.5%. But the year-to-date total was 5.8% above prior-year levels.
- After slipping for the previous auctions, the latest GlobalDairyTrend event saw price increases across the board. Tighter event volume and bargain seekers drawn by lower prices contributed to the bump. Skim milk powder rose 1.3% to \$1.16 per pound and whole milk powder advanced 3.3% to \$1.47 per pound.
- In Chicago, the nonfat dry milk market ticked up slightly, but remained historically discounted, in the low \$1.10s.
- USDA’s Dairy Products report didn’t hold any surprises. Output of most products was close to the historical month-to-month average.
- USDA’s 2024 Dairy Margin Coverage enrollment is open through April 29. The February payment rate is \$0.06 per hundredweight.



Dairy Revenue Protection Program		
Futures	Milk Price (Floor) Guarantee @ 95%	Premium Per CWT (CA)
July - September 2024		
Class III	\$18.00	\$17.10
Class IV	\$21.05	\$20.00
October - December 2024		
Class III	\$18.18	\$17.27
Class IV	\$21.34	\$20.27
January - March 2025		
Class III	\$17.88	\$16.99
Class IV	\$19.79	\$18.80
April - June 2025		
Class III	\$17.95	\$17.05
Class IV	\$19.40	\$18.43
July - September 2025		
Class III	\$18.10	\$17.20
Class IV	\$17.77	\$16.88
		N/A

*As of 4/5/2024 for 95% coverage, 1.0 Protection Factor



Tiffany LaMendola
209.768.6313

CME Commodity Prices					
	Blocks	Barrels	Butter	NDM	Dry Whey
Apr-01	\$1.4375	\$1.4350	\$2.8500	\$1.1200	\$0.4050
Apr-02	\$1.4450	\$1.4525	\$2.9200	\$1.1300	\$0.3900
Apr-03	\$1.4400	\$1.4500	\$2.9400	\$1.1400	\$0.3800
Apr-04	\$1.4400	\$1.4500	\$2.9300	\$1.1450	\$0.3900
Apr-05	\$1.5150	\$1.5300	\$2.9400	\$1.1325	\$0.3900
Average	\$1.4555	\$1.4635	\$2.9160	\$1.1335	\$0.3910
Weekly Change	0.0975	0.1025	0.0975	0.0125	-0.0125

Order 51: Latest Prices					
	Dec	Jan	Feb	Mar	Apr
Class I LA	\$22.06	\$20.78	\$20.29	\$21.10	\$21.48
Class II	\$19.88	\$20.04	\$20.53		
Class III	\$16.04	\$15.17	\$16.08		
Class IV	\$19.23	\$19.39	\$19.85		
PPD	\$1.51	\$1.64	\$1.33		
Blend: LA*	\$17.55	\$16.81	\$17.41		
Blend: Tulare*	\$17.05	\$16.31	\$16.91		

*Does not include Quota Deduction

USDA Dairy Margin Coverage (per CWT)					
	Month	All Milk	Feed	Margin Estimate	Indemnity Estimate @ 9.50 Margin
2024 Program	Jan-24	\$ 20.10	\$ 11.62	\$ 8.48	\$ 1.02
	Feb-24	\$ 20.60	\$ 11.16	\$ 9.44	\$ 0.06
	Mar-24	\$ 20.37	\$ 10.61	\$ 9.76	\$ -
	Apr-24	\$ 19.76	\$ 10.62	\$ 9.15	\$ 0.35
	May-24	\$ 19.87	\$ 10.55	\$ 9.32	\$ 0.18
	Jun-24	\$ 20.19	\$ 10.62	\$ 9.56	\$ -
	Jul-24	\$ 20.56	\$ 10.69	\$ 9.87	\$ -
	Aug-24	\$ 21.22	\$ 10.75	\$ 10.47	\$ -
	Sep-24	\$ 21.75	\$ 10.80	\$ 10.95	\$ -
	Oct-24	\$ 22.21	\$ 10.88	\$ 11.33	\$ -
	Nov-24	\$ 22.45	\$ 10.94	\$ 11.51	\$ -
	Dec-24	\$ 22.08	\$ 11.00	\$ 11.08	\$ -

Estimates only. As of 4/5/2024 and based on futures markets which can change daily.

