

MEMBERSHIP DRIVEN VICTORY!

Radical Anti-Animal Legislation Shelved for the Year After WUD Rallies Opposition

Following an outpouring of opposition from a coalition led by Western United Dairies, legislation that would have created a system for civil lawsuit abuse against animal agriculture producers in California was shelved for the year.

AB 554 would have allowed any group of 20 citizens to sue a dairy farmer or cattle rancher for alleged animal cruelty in a civil court. WUD's government affairs team rallied opposition to the bill from a broad coalition of animal agriculture and other stewards of animals forcing the author to turn AB 554 into a two-year bill, meaning the Legislature won't have an opportunity to vote on the bill until 2024.

Sponsored by the Animal Legal Defense Fund, AB 554 would allow a Society for the Prevention of Cruelty to Animals (SPCA) to bring a civil complaint alleging a violation of "any law relating to or affecting animals" which would be easily weaponized by those who oppose animal agriculture. Current law rightly entrusts the state's criminal courts to protect the health and safety of animals in the state.

For more information on the dangers of AB 554, visit our website at wudairies.com.

[LEARN MORE](#)

Weekly Update Delivery Options

Send change of address or request for delivery to WUD by phone or email at: (209)527-6453 info@wudairies.com

Struggling with Depression?

Call 1-800-784-2433 any time, 24x7, for a live, trained person to talk with or to find local resources.

LUC: Lecheros Unidos de California

Western United Dairies is proud to host LUC, a clearinghouse of resources to assist in all aspects of searching for and hiring employees for your dairy.

LUC services are offered in Spanish & English & include:

- Free advertisement of job postings to a wide audience of potential employees
- Phone call interviews with translation services
- Access to a pool of pre-screened employees with dairy experience

For more information, visit: westernuniteddairies.com/lecheros-unidos

 **Cow Fact:**

Did you know... they are fare better when they are treated well by humans. Researchers have found that if you name a cow and treat her as an individual, she will produce almost 500 more pints of milk a year. Not only are these cows more productive, but they are happier, too—the increased milk output is linked to lower levels of cortisol, a stress hormone associated with negative feelings.

New on Seen & Herd: Capitol Update with Anja Raudabaugh

This week, Anja Raudabaugh joins Allison Tristao for a quick Sacramento update, which covers SB 348 (Skinner), the Governor's Revise, SB 709 (Allen), and SB 385 (Becker).

Seen & Herd can be found on your favorite podcast platforms or our website at wudairies.com.

For questions about this episode, email Allison Tristao at allison@wudairies.com.

Reminder

 **USDA Disaster Resources**
USDA / CDFA Disaster webinars and resources can be found on our website.

[LEARN MORE](#)

 **Producer Review Board (PRB) Meeting**

May 25th, 2023
10:00 am – 12:00 pm
Stanislaus County Ag
Commissioner's Office

[LEARN MORE](#)

 **Tulare County Flood Relief Aid**

Do you have expenses from flood work that you'd like the County to potentially include in a reimbursement package that the irrigation or conservation districts didn't cover?

Please reach out to Supervisor Larry Micari at (559) 799-3654.

THANK YOU TO OUR CURRENT SPONSORS.

[ADVERTISE WITH US](#)



Grower Application Extension Portal Open May 23rd - May 30th

LandFlex provides financial incentives to growers for each enrolled acre. To ensure small and mid-sized farms have access to the program, eligibility is limited to growers with a 3-year average Adjusted Gross Income of \$2.5 million or less. **A single entity may enroll up to 25% of their total acreage or 40 acres –whichever is greater.** No individual grant will be greater than \$2.5 million. Growers are identified based on their proximity to drinking water wells that have gone dry or are in jeopardy of going dry.

- **Provide Immediate Drought Relief by fallowing land for 1 year.** For each acre-foot of water saved in the ground, a grower will receive up to \$350 per acre-foot – final amount to be determined by local GSA.
- **Long-Term Elimination of Groundwater Overdraft.** A grower will receive \$1,000/ per acre-foot to permanently eliminate each acre-foot of annual pumping that exceeds locally determined levels of groundwater sustainability. A grower may choose to give more than one acre-foot in the agreement and will be compensated accordingly.
- **Transition to more climate-resilient ag practices.** Depending on current land uses, the grower could receive between \$250-\$2,800/acre for the removal of permanent tree crops, purchasing upcycled ag waste for dairy feed replacement, and planting cover crops that use natural rainfall to grow.

LandFlex will give the agricultural community an opportunity to transition now to more sustainable practices and help their local communities in the face of an uncertain water future.

Qualifications:

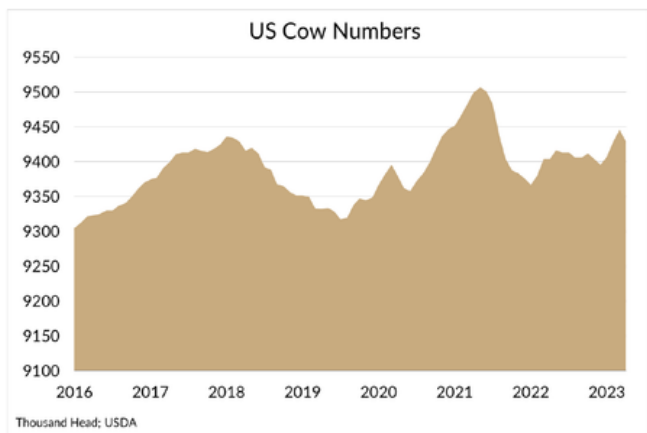
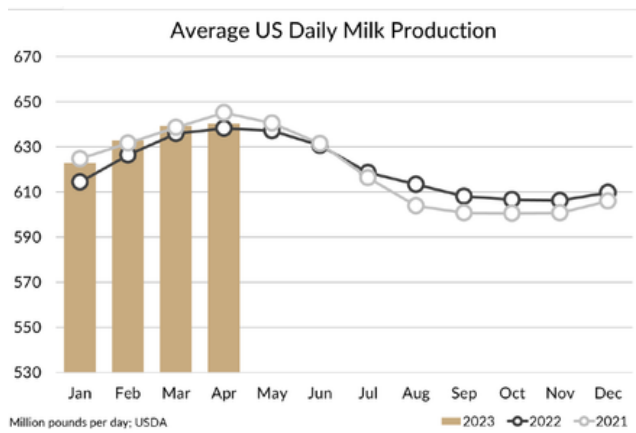
- Growers in **Madera County GSA, Greater Kaweah GSA, or Eastern Tule GSA.**
- 3-year average Adjusted Gross Income of \$2.5 million or less.
 - No individual grant will be greater than \$2.5 million.
 - A single entity may enroll up to 25% of their total acreage or 40 acres –whichever is greater.
- Growers are identified based on their proximity to drinking water wells that have gone dry or are in jeopardy of going dry.
- **Growers who have already been accepted into the program are invited to apply with additional acreage or other properties. Grower AGI limits, acreage limits, and payment limits still apply to the total amount of enrolled acreage, including additional acreage and/or other properties.**
- **Of state interest: due to the record amount of snowmelt and this program's objective of keeping water in the ground long-term, the state solicits growers, if willing and able, to place a great deal of emphasis on their ability to recharge flood waters.**

[LEARN MORE](#)

WEEKLY MARKET UPDATE


US milk production reached 19.2 million pounds in April, up 0.3% on the year and likely nearing the peak for the year. Output slipped in California (-1.9%) and the Southwest (-0.5%), but rose in other key dairy-producing regions.

- The US dairy herd totaled 9.43 million head in April, down 15,000 on the month after a fire at a large Texas dairy. Still, the herd remains 25,000 head above prior-year levels.
- Soft export demand and some weakness in domestic channels continues to cause volatility in CME cheese markets. Blocks dropped below the \$1.50-per-pound mark for the first time since June 2021 before rebounding to finish the week up slightly. Barrels slipped week-over-week.
- While cream supplies are reportedly ample to fit the needs of producers and churns are busy, spot butter prices remain high as aggressive retail promotions encourage demand. The butter market climbed six cents on the week.
- Milk powder sales were mixed at the latest GlobalDairyTrade event. SMP prices slipped 0.8% to \$1.25 per pound, while WMP advanced 0.4% to \$1.47 per pound. CME NDM didn't react much initially, but slipped later in the week.
- With favorable weather conditions, farmers are putting crops in the ground at a pace well ahead of the historical average. As of May 14, 65% of the corn crop was planted. That compares to 49% the week before, 45% last year and the five-year average of 59%. Soybean planting was 49% complete, up from 35% the previous week, 27% last year and 36% on the five-year average.
- Rapid planting, an extension of the Black Sea grain deal, and weakness in export demand all weighed on grain futures, with both corn and soybeans tumbling on the week.



Dairy Revenue Protection Program			
Futures	Milk Price (Floor) Guarantee @ 95%	Premium Per CWT (CA)	
July - September 2023			
Class III	\$17.50	\$16.62	\$0.16
Class IV	\$18.57	\$17.64	\$0.17
October - December 2023			
Class III	\$18.72	\$17.79	\$0.29
Class IV	\$19.21	\$18.25	\$0.35
January - March 2024			
Class III	\$18.05	\$17.14	\$0.38
Class IV	\$18.94	\$17.99	\$0.44
April - June 2024			
Class III	\$18.09	\$17.19	\$0.48
Class IV	\$18.56	\$17.63	\$0.51
July - September 2024			
Class III	\$18.18	\$17.27	\$0.55
Class IV	\$18.15	\$17.24	\$0.58

*As of 5/19/2023 for 95% coverage, 1.0 Protection Factor



Tiffany LaMendola
209.768.6313

CME Commodity Prices					
	Blocks	Barrels	Butter	NDM	Dry Whey
May-15	\$14700	\$14750	\$24375	\$1.1650	\$0.3025
May-16	\$15050	\$14475	\$24375	\$1.1650	\$0.2975
May-17	\$15400	\$14550	\$24600	\$1.1650	\$0.2875
May-18	\$15000	\$14425	\$24600	\$1.1525	\$0.2700
May-19	\$15350	\$14700	\$24600	\$1.1525	\$0.2650
Average	\$15100	\$14580	\$24510	\$1.1600	\$0.2845
Weekly Change	0.0050	-0.0200	0.0600	-0.0175	-0.0375

Order 51: Latest Prices					
	Feb	Mar	Apr	May	Jun
Class I LA	\$23.08	\$21.29	\$21.15	\$21.87	\$20.31
Class II	\$20.83	\$19.52	\$19.20		
Class III	\$17.78	\$18.10	\$18.52		
Class IV	\$18.86	\$18.38	\$17.95		
PPD	\$1.32	\$0.69	\$0.10		
Blend: LA*	\$19.10	\$18.79	\$18.62		
Blend: Tulare*	\$18.60	\$18.29	\$18.12		

*Does not include Quota Deduction

USDA Dairy Margin Coverage (per CWT)					
	Month	All Milk	Feed	Margin Estimate	Indemnity Estimate @ 9.50 Margin
2022 Program	Jul-22	\$ 25.70	\$ 15.78	\$ 9.92	\$ -
	Aug-22	\$ 24.30	\$ 16.22	\$ 8.08	\$ 1.42
	Sep-22	\$ 24.40	\$ 15.78	\$ 8.62	\$ 0.88
	Oct-22	\$ 25.90	\$ 15.19	\$ 10.71	\$ -
	Nov-22	\$ 25.60	\$ 14.71	\$ 10.89	\$ -
	Dec-22	\$ 24.70	\$ 14.94	\$ 9.76	\$ -
2023 Program	Jan-23	\$ 23.10	\$ 15.16	\$ 7.94	\$ 1.56
	Feb-23	\$ 21.60	\$ 15.41	\$ 6.19	\$ 3.31
	Mar-23	\$ 21.10	\$ 15.02	\$ 6.08	\$ 3.42
	Apr-23	\$ 20.78	\$ 14.25	\$ 6.53	\$ 2.97
	May-23	\$ 19.47	\$ 13.71	\$ 5.77	\$ 3.73
	Jun-23	\$ 19.38	\$ 13.47	\$ 5.91	\$ 3.59
	Jul-23	\$ 19.87	\$ 12.90	\$ 6.98	\$ 2.52
	Aug-23	\$ 20.72	\$ 12.42	\$ 8.30	\$ 1.20
	Sep-23	\$ 21.52	\$ 11.91	\$ 9.61	\$ -
	Oct-23	\$ 22.10	\$ 11.81	\$ 10.30	\$ -
	Nov-23	\$ 22.46	\$ 11.79	\$ 10.67	\$ -
	Dec-23	\$ 22.30	\$ 11.76	\$ 10.53	\$ -

Estimates only. As of 5/18/2023 and based on futures markets which can change daily.

