

## New on Seen & Herd: The New Dairy Technical Assistance Program

This week on Seen & Herd, Allison Tristao hosts the ever.ag team, who provide us an in-depth market report and a current commodities snapshot.

For questions about the episode, email Allison at [allison@wudairies.com](mailto:allison@wudairies.com). Listen to the episode on your favorite podcast player or on our website at [wudairies.com](http://wudairies.com).

## California Milk Advisory Board - March Board Meeting

Wednesday, March 8, 2023 – 7:30 a.m.

Thursday, March 9, 2023 – 8:00 a.m.

DoubleTree by Hilton Hotel Fresno Convention Center  
2233 Ventura Street • Fresno, CA 93721

The CMAB Board meeting is open to any California dairy producer. If interested in attending, please RSVP to Tracy Garza at [tgarza@cmab.net](mailto:tgarza@cmab.net) or 209-690-8252.

## California Farm Service Agency (FSA) is Hiring

The California Farm Service Agency (FSA) is hiring 4 full time Farm Loan Office Trainee positions. This is a great opportunity for someone who has a passion to help their local farmers and ranchers and wants to build a career in the USDA!

These positions will be located in Merced, Stanislaus, Monterey and Siskiyou County.

[LEARN MORE](#)

## Weekly Update Delivery Options

Send change of address or request for delivery to WUD by phone or email at:  
(209)527-6453  
[info@wudairies.com](mailto:info@wudairies.com)

## Struggling with Depression?

Call 1-800-784-2433 any time, 24x7, for a live, trained person to talk with or to find local resources.

## LUC: Lecheros Unidos de California

Western United Dairies is proud to host LUC, a clearinghouse of resources to assist in all aspects of searching for and hiring employees for your dairy.

LUC services are offered in Spanish & English & include:

- Free advertisement of job postings to a wide audience of potential employees
- Phone call interviews with translation services
- Access to a pool of pre-screened employees with dairy experience

For more information, visit:  
[westernuniteddairies.com/lecheros-unidos](http://westernuniteddairies.com/lecheros-unidos)

## Upcoming Programs & Deadlines

### Farm Service Agency in California is Accepting Emergency Conservation Program Applications

Farm Service Agency announced that 41 counties in California are accepting applications for the Emergency Conservation Program to address damages from the recent severe storm to eligible farmland, fences, and conservation structures/other installations. ECP signups end on April 14th, 2023. [>> Learn More](#)

### USDA Risk Management Agency Information Session Monday, March 13, 2023 • 10:00am

RMA is committed to increasing the availability and effectiveness of federal crop insurance as a risk management tool. This includes but is not limited to the following:

- Cover Crops
- Emergency Relief Program and Natural Disaster Resources
- Prevented Planting
- Specialty Crops
- Whole-Farm Revenue Protection
- Micro Farm Program

[REGISTER](#)

### New CDFA Dairy PLUS+ Program Grant Funds Coming in Spring

Start planning your Advanced Manure Management project TODAY! The Dairy PLUS+ Program adds millions of dollars in new incentives to the existing AMMP and DDRDP Programs! Details of the AMMP PLUS+ and DDRDP PLUS+ programs to be announced in Spring 2023.

[SEE THE FLYER](#)

THANK YOU TO OUR CURRENT SPONSORS.

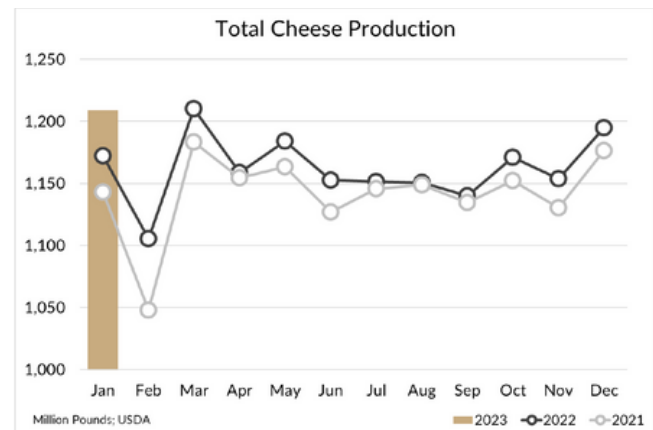
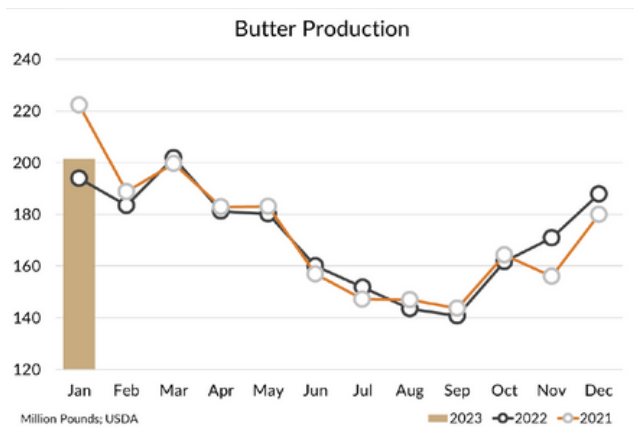
[ADVERTISE WITH US](#)



# WEEKLY MARKET UPDATE


Grain prices remain in the spotlight, as corn dropped sharply before recovering ground into the weekend. Struggling exports and favorable weather also contributed to the drop. But if the Russia/Ukraine grain deal expires, prices could get a bump.

- March 1 ushered in the new crop year for butter. While that usually prompts a jump in the CME butter market, this year prices tumbled, the first “new-crop” decline since 2016. Reports suggest ample new stocks cut down on activity.
- Butter production totaled 201.0 million pounds in January, up 7.3% (+13.6 million pounds) on the year.
- In Chicago, the price difference between blocks and barrels remains wide. Contacts suggest barrel supplies are ample, while blocks are a little tighter. Overall, spot prices continue to move within recent ranges.
- January total cheese output reached 1.209 billion pounds, 3.2% (+37.0 million pounds) on the year.
- CME nonfat dry milk moved lower, testing the bottom end of the recent price range and dropping below \$1.20 per pound. Meanwhile, whole milk powder prices at the most recent GlobalDairyTrade Pulse event dropped to \$1.46 per pound, down 2.3% compared to the previous Pulse and -1.2% versus the latest GDT auction.
- NDM stocks reached 271.7 million pounds in January, up 3.9% (+10.1 million pounds) on the year, while combined NDM + SMP output totaled 219.8 million pounds, up 2.8% (+6.1 million pounds) versus 2022.
- Outbound corn sales were at the bottom end of predictions. New-crop soybean sales landed within expectations, while old-crop exports were at the lower end of the range at 360,663 metric tons.



Dairy Revenue Protection Program			
	Futures	Milk Price (Floor) Guarantee @ 95%	Premium Per CWT (CA)
<b>April - June 2023</b>			
Class III	\$17.90	\$17.00	\$0.13
Class IV	\$18.73	\$17.79	\$0.15
<b>July - September 2023</b>			
Class III	\$19.26	\$18.30	\$0.29
Class IV	\$19.58	\$18.60	\$0.37
<b>October - December 2023</b>			
Class III	\$19.55	\$18.58	\$0.41
Class IV	\$20.12	\$19.11	\$0.53
<b>January - March 2024</b>			
Class III	\$18.87	\$17.93	\$0.44
Class IV	\$19.24	\$18.28	\$0.59
<b>April - June 2024</b>			
Class III	\$18.86	\$17.91	\$0.52
Class IV	\$17.90	\$17.01	N/A

\*As of 3/3/2023 for 95% coverage, 1.0 Protection Factor



Tiffany LaMendola  
209.768.6313

CME Commodity Prices					
	Blocks	Barrels	Butter	NDM	Dry Whey
Feb-27	\$1.9100	\$1.5900	\$2.4500	\$1.2000	\$0.4650
Feb-28	\$1.9100	\$1.5900	\$2.4500	\$1.1800	\$0.4575
Mar-01	\$1.9000	\$1.5525	\$2.3800	\$1.1775	\$0.4475
Mar-02	\$1.9100	\$1.5300	\$2.3450	\$1.1800	\$0.4350
Mar-03	\$1.9500	\$1.5750	\$2.3450	\$1.1775	\$0.4450
<b>Average</b>	<b>\$1.9160</b>	<b>\$1.5675</b>	<b>\$2.3940</b>	<b>\$1.1830</b>	<b>\$0.4500</b>
<b>Weekly Change</b>	<b>0.0700</b>	<b>0.0350</b>	<b>-0.0850</b>	<b>-0.0375</b>	<b>-0.0200</b>

Order 51: Latest Prices					
	Nov	Dec	Jan	Feb	Mar
Class I LA	\$26.39	\$24.88	\$24.71	\$23.08	\$21.29
Class II	\$24.67	\$23.11	\$21.61	\$20.83	
Class III	\$21.01	\$20.50	\$19.43	\$17.78	
Class IV	\$23.30	\$22.12	\$20.01	\$18.86	
PPD	\$1.34	\$1.08	\$1.07		
Blend: LA*	\$22.35	\$21.58	\$20.50		
Blend: Tulare*	\$21.85	\$21.08	\$20.00		

\*Does not include Quota Deduction

USDA Dairy Margin Coverage (per CWT)						
	Month	All Milk	Feed	Margin Estimate	Indemnity Estimate @ 9.50 Margin	
<b>2022 Program</b>	Jul-22	\$ 25.70	\$ 15.78	\$ 9.92	\$ -	
	Aug-22	\$ 24.30	\$ 16.22	\$ 8.08	\$ 1.42	
	Sep-22	\$ 24.40	\$ 15.78	\$ 8.62	\$ 0.88	
	Oct-22	\$ 25.90	\$ 15.19	\$ 10.71	\$ -	
	Nov-22	\$ 25.60	\$ 14.71	\$ 10.89	\$ -	
	Dec-22	\$ 24.70	\$ 14.94	\$ 9.76	\$ -	
<b>2023 Program</b>	Jan-23	\$ 23.10	\$ 15.16	\$ 7.94	\$ 1.56	
	Feb-23	\$ 21.51	\$ 14.76	\$ 6.76	\$ 2.74	
	Mar-23	\$ 21.08	\$ 14.45	\$ 6.63	\$ 2.87	
	Apr-23	\$ 20.67	\$ 14.38	\$ 6.30	\$ 3.20	
	May-23	\$ 20.71	\$ 13.96	\$ 6.75	\$ 2.75	
	Jun-23	\$ 21.03	\$ 13.89	\$ 7.14	\$ 2.36	
	Jul-23	\$ 21.39	\$ 13.47	\$ 7.92	\$ 1.58	
	Aug-23	\$ 22.01	\$ 13.16	\$ 8.84	\$ 0.66	
	Sep-23	\$ 22.46	\$ 12.83	\$ 9.63	\$ -	
	Oct-23	\$ 22.81	\$ 12.70	\$ 10.11	\$ -	
	Nov-23	\$ 23.08	\$ 12.65	\$ 10.44	\$ -	
	Dec-23	\$ 22.85	\$ 12.59	\$ 10.26	\$ -	

Estimates only. As of 3/3/2023 and based on futures markets which can change daily.

